

FlexShade® UpLift

Cordless operated manual shade with available fascia

SUBMITTAL TECHNICAL INFO

FLSHADE UPLIFT

Please check all appropriate selections and attach room schedule with verified dimensions.

Fabric Series: _____

Color Name / Number: _____

Openness Factor: _____

Please see [Draper® Fabric Options](#) for fabric colors and specifications.

Specifications

EQUIPMENT

SPRING OPERATOR: Balanced spring mechanism with metal roller. Adjuster ring built into the spring mechanism allows for finite adjustment of the torque output of the mechanism by turning it clockwise or counterclockwise.

COMPONENTS

ROLLERS: Fabricated from extruded aluminum, galvanized steel, or enameled steel. Diameter, wall thickness, and material selected by manufacturer to accommodate shade type and size. Minimum roller diameter 1.54 inches (38mm) dia. with .065 wall.

UNIVERSAL MOUNTING BRACKETS: 1018 plated steel stamping. Sizes 1 3/8" (41mm) and 2 1/4" (57mm). Mount to face, ceiling, or jamb. Brackets do not require additional adapters. Powder coated white.

ENDCAPS: 1018 steel stamping. 2 sizes: 3 3/8" x 3 3/8" (86x98mm) and 4 5/8" x 4 5/8" (117x117mm). Complete with adapter roller bracket. Installs to face, ceiling, or jamb. Accepts box covers and fabric guide.

ENDCAP COVERS: Plastic covers snap onto endcaps. Available in silver, ivory, bronze, black, or white to match fascia.

FASCIA: "L" cover of extruded aluminum, .060 (1.5mm) wall. Fascia snaps onto endcaps without exposed fasteners. Clear Anodized (standard), black, white, ivory, or bronze powder coat finish available. Custom powder coat colors available. Continuous fascia available with side-by-side units.

SURFACE HEADBOX: Consists of fascia, "L" shaped back/top cover of extruded aluminum. Endcaps slide into extrusion without exposed fasteners.

ROLLER IDLER ASSEMBLY:

Fiberglass reinforced polyester thermopolymer (PBT), with spring-loaded pin to interlock with mounting bracket.

FABRIC ATTACHMENT: Fabric connected to the roller tube with LSE (low surface energy) double sided adhesive specifically developed to attach coated textiles to metal.

HEM BAR:

OPEN POCKET ELLIPTICAL SLAT:

1 inch (25mm) aluminum elliptical slat with plastic ends inside of a 1 1/8 inch (41mm) pocket.

FLAT EXPOSED HEM BAR: Small: 3/8 inch x 3/8 inch (22mm x 8mm) aluminum rectangular hem bar with plastic end caps.

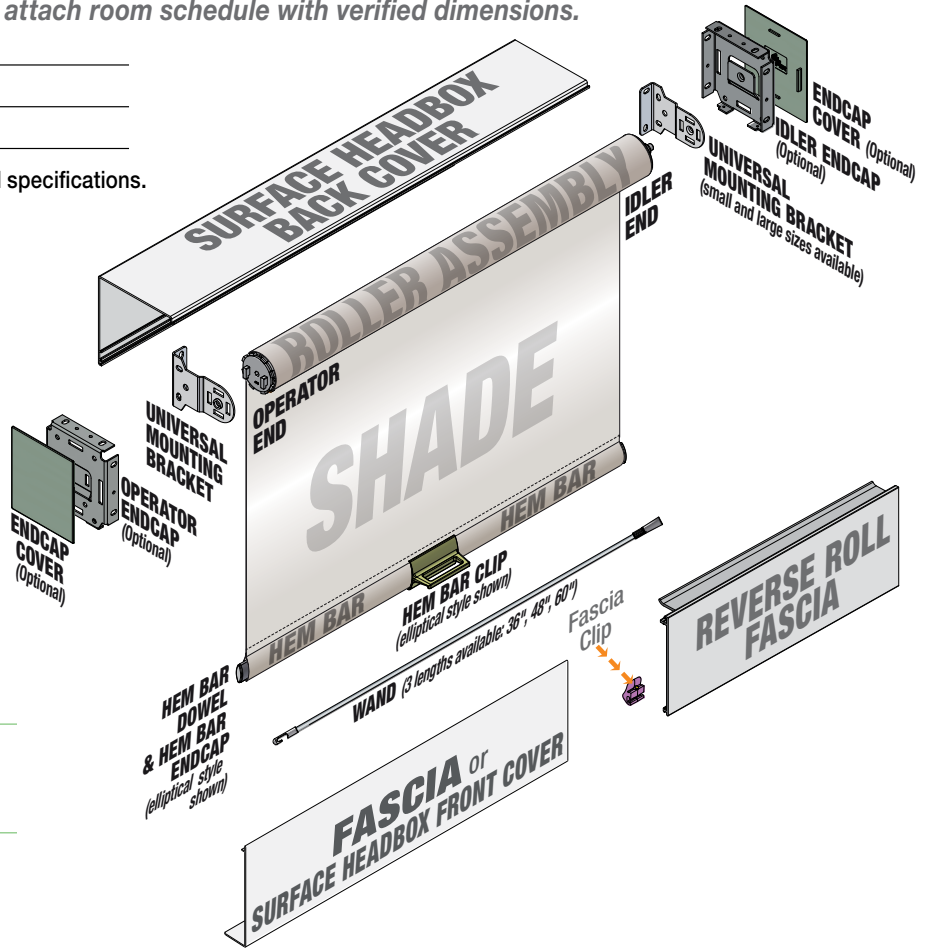
LARGE EXPOSED HEM BAR: 1 1/2 inch x 3/8 inch (38mm x 8mm) aluminum rectangular hem bar with plastic end caps.

ROUND EXPOSED HEM BAR: Small 3/8 inch (16mm) and Large 1/2 inch (21mm) aluminum with plastic end caps.

DOWNLOADABLE 3-PART SPECIFICATIONS:

www.draperinc.com

Please note: Dimensions of rollers, operators, and hardware at manufacturer's discretion.



Select Fabric Orientation:

- ☐ Regular Roll
(Operator on the LEFT)
- ☐ Reverse Roll
(Operator on the RIGHT)

Select Hardware

- ☐ Universal Brackets
- ☐ Endcaps Only:
☐ Small ☐ Large
- ☐ Endcaps with Fascia:
☐ Small ☐ Large
- ☐ Surface Headbox
(Back Cover + Front Cover)

Select Hardware Finish

- ☐ Clear Anodized (Standard)
- ☐ Ivory
- ☐ Black
- ☐ Bronze
- ☐ White
- ☐ Custom (Contact Draper)

Select Hem Bar/Slat Style

- ☐ Open Pocket (1\" Elliptical)
- ☐ Exposed Hem Bar
- ☐ Small Flat Exposed Hem Bar
- ☐ Large Flat Exposed Hem Bar
- ☐ Round Exposed Hem Bar

Select Exposed Hem Bar color

(For Plated Hardware ONLY)

TEXTURED COLORS:

- ☐ Black ☐ White
- ☐ Ivory ☐ Bronze

Select Optional Accessory

- ☐ Pull-Down Wand
(Available in White only)
- ☐ 36\" ☐ 48\" ☐ 60"

Available Sizes:

| WIDTH: | 2' | 3' | 4' | 5' | 6' | 7' | 8' | 9' | 10' |
|--------|----|----|----|----|----|----|----|----|-----|
| HEIGHT | | | | | | | | | |
| 2' | | | | | | | | | |
| 3' | | | | | | | | | |
| 4' | | | | | | | | | |
| 5' | | | | | | | | | |
| 6' | | | | | | | | | |
| 7' | | | | | | | | | |

WARNING: UpLift operator should not be used with products or pockets having a bottom closure without written permission from Draper.



Draper, Inc. | 411 S. Pearl St. Spiceland, IN 47385
draperinc.com | 765.987.7999 | 800.238.7999

© 2025 All Rights Reserved | FORM: FS_UpLift_Sub25

PROJECT: _____

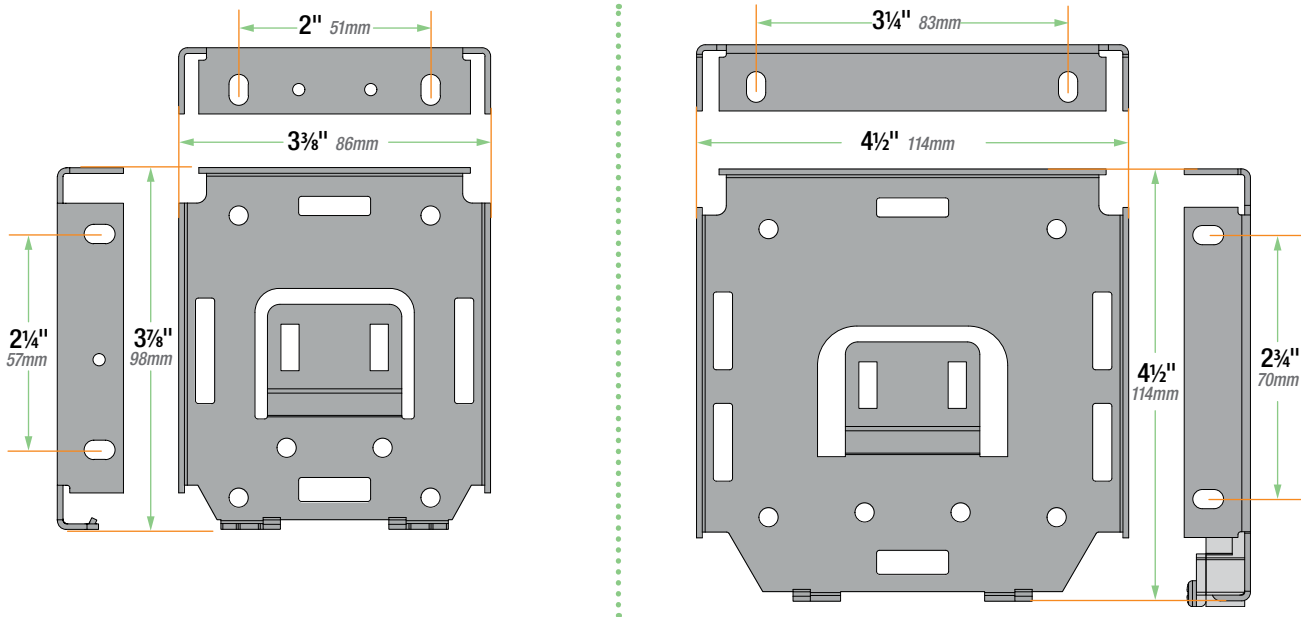
ARCHITECT: _____

CONTRACTOR: _____

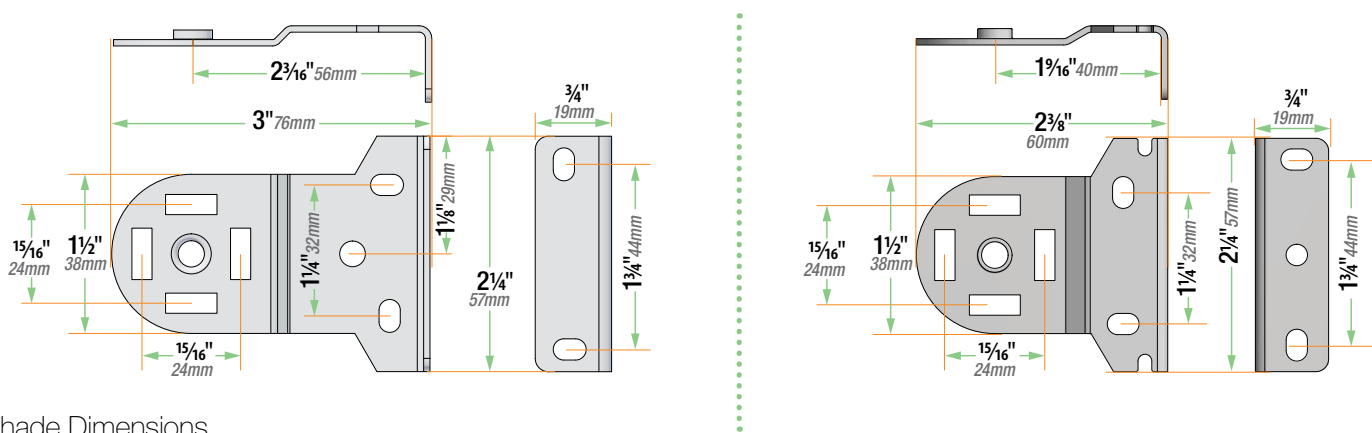
SUPPLIER: _____

DATE: _____ REVISED: _____

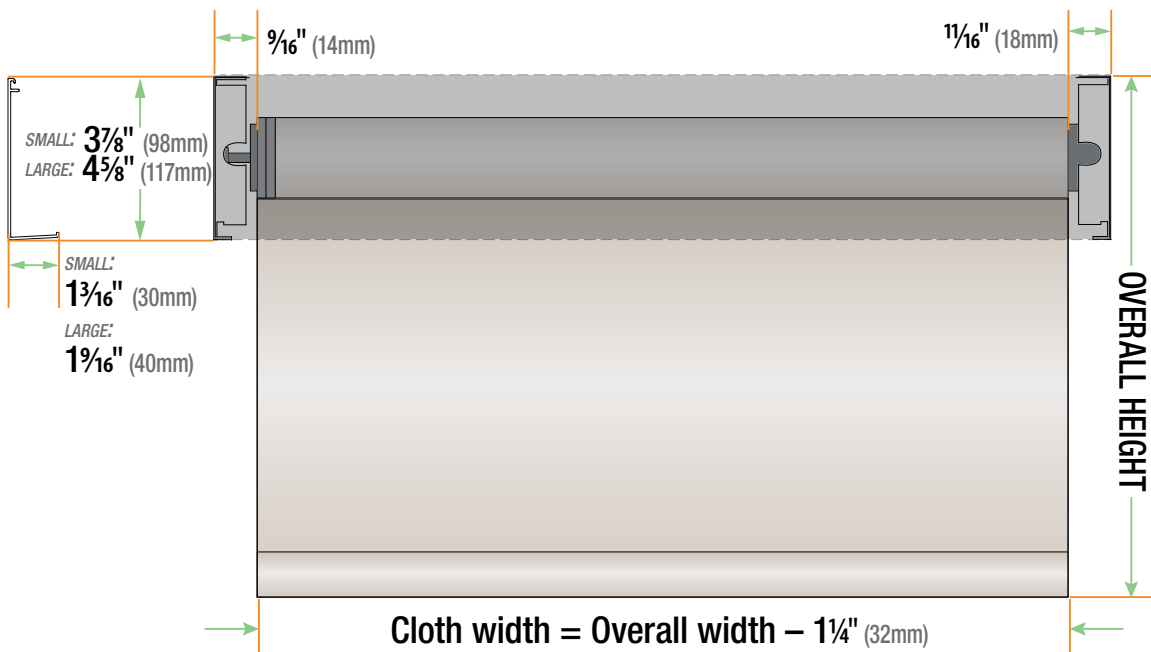
Endcap Dimensions



Bracket Dimensions



Shade Dimensions



Shade Overall Width includes plastic endcap covers.

Pair of small endcap covers adds 1/8" (3.2mm) to Overall Width.

Pair of large endcap covers adds 3/16" (4.8mm) to Overall Width.